

受注状況(単体)

(上段:受注額/百万円、下段:対前年伸び率/%)

年度別		総計	国内計																	海外計	土木	建築			
			土木	民間						官公庁				駐留軍 外国公館	建築	民間							駐留軍 外国公館		
				小計	製造業		非製造業		小計	国の機関		地方の機関				小計	製造業		非製造業					小計	国の機関
2012年度		1,037,876 0.1	998,404 6.7	255,450 19.0	73,770 -29.1	17,839 -18.4	55,931 -31.9	181,679 64.2	112,182 60.4	69,498 70.9	0 —	742,954 3.0	670,561 0.6	131,738 -21.1	538,822 7.9	71,995 31.9	19,025 -28.5	52,971 89.2	398 77.7	39,471 -61.1	8,459 -71.9	31,012 -56.5			
(4-12月)		597,882	580,023	168,683	50,932	12,890	38,042	117,750	64,546	53,205	0	411,340	357,140	94,311	262,828	53,806	7,557	46,249	394	17,860	6,924	10,935			
(1-3月)		439,994	418,381	86,766	22,837	4,949	17,888	63,929	47,636	16,293	0	331,614	313,421	37,426	275,994	18,190	11,468	6,722	4	21,613	1,535	20,078			
2013年度		1,221,818 17.7	1,154,473 15.6	310,075 21.4	114,543 55.3	17,820 -0.1	96,723 72.9	195,531 7.6	138,344 23.3	57,188 -17.7	0 —	844,398 13.7	723,015 7.8	159,976 21.4	563,040 4.5	121,328 68.5	60,866 219.9	60,462 14.1	55 -86.2	67,345 70.6	50,155 492.9	17,190 -44.6			
(4-12月)		775,765	754,907	176,320	71,591	11,820	59,772	104,728	65,319	39,409	0	578,587	513,628	101,813	411,815	64,903	33,998	30,906	55	20,859	6,434	14,424			
(1-3月)		446,052	399,566	133,755	42,951	6,000	36,951	90,803	73,025	17,779	0	265,811	209,388	58,162	151,224	56,425	26,869	29,556	0	46,487	43,721	2,765			
2014年度		1,393,715 14.1	1,366,285 18.3	443,038 42.9	158,198 38.1	14,251 -20.0	143,947 48.8	284,839 45.7	223,795 46.5	61,044 43.7	0 —	923,247 9.3	736,042 1.8	106,746 -33.3	629,296 11.8	187,050 54.2	93,249 53.2	93,802 55.1	154 180.0	27,430 -59.3	5,196 -89.6	22,233 29.3			
(4-12月)		863,667	812,016	231,395	51,690	9,514	42,176	179,705	134,879	44,826	0	580,621	422,803	82,934	339,868	157,817	79,379	78,438	1	51,651	32,158	19,493			
(1-3月)		530,048	554,268	211,643	106,509	4,737	101,770	105,134	88,916	16,219	0	342,626	313,240	23,812	289,429	29,233	13,869	15,364	153	-24,221	-26,961	2,740			
2015年度		1,330,856 -4.5	1,290,262 -5.6	285,359 -35.6	122,485 -22.6	18,664 31.0	103,822 -27.9	162,873 -42.8	135,229 -39.5	27,644 -54.8	0 —	1,004,903 8.8	861,791 17.1	139,866 31.0	721,926 14.7	143,084 -23.5	73,693 -21.0	69,391 -26.0	27 -82.5	40,594 48.0	38,522 641.3	2,071 -90.7			
(4-12月)		918,924	887,772	187,291	72,352	13,723	58,629	114,938	100,770	14,168	0	700,481	597,289	106,434	490,855	103,171	58,724	44,447	21	31,152	25,840	5,312			
(1-3月)		411,932	402,490	98,069	50,132	4,941	45,193	47,935	34,459	13,476	0	304,421	264,502	33,431	231,071	39,913	14,969	24,944	7	9,442	12,682	-3,241			
四半期別	2013年度	1Q	203,335 -5.7	197,080 -10.9	48,153 -31.3	24,739 60.8	5,303 -16.5	19,436 115.1	23,413 -57.2	18,516 -25.5	4,898 -83.6	0 —	148,927 -1.5	127,779 -1.6	33,015 5.7	94,764 -3.9	21,099 1.0	14,072 1,504.6	7,027 -64.9	48 -86.4	6,255 —	2,690 —	3,564 —		
		2Q	363,838 58.2	356,775 60.1	64,805 1.5	30,349 39.3	3,874 1.9	26,474 47.2	34,456 -18.1	24,538 -14.9	9,918 -25.0	0 —	291,970 83.6	261,892 85.5	38,581 0.2	223,311 117.4	30,072 69.0	7,863 284.1	22,211 41.0	7 -78.8	7,063 0.1	661 -74.1	6,402 42.0		
		3Q	208,592 36.9	201,052 47.9	63,362 82.1	16,503 20.0	2,643 -3.5	13,860 25.8	46,858 122.8	22,265 104.7	24,592 142.3	0 —	137,689 36.1	123,958 44.1	30,216 23.0	93,741 52.5	13,732 -9.2	12,064 160.4	1,668 -84.1	0 —	7,540 -54.2	3,083 -53.8	4,458 -54.4		
		4Q	446,052 1.4	399,566 -4.5	133,755 54.2	42,951 88.1	6,000 21.2	36,951 106.6	90,803 42.0	73,025 53.3	17,779 9.1	0 —	265,811 -19.8	209,388 -33.2	58,162 55.4	151,224 -45.2	56,425 210.2	26,869 134.3	29,556 339.7	0 —	46,487 115.1	43,721 2,748.3	2,765 -86.2		
	2014年度	1Q	289,362 42.3	257,405 30.6	117,579 144.2	17,454 -29.4	1,804 -66.0	15,652 -19.5	100,125 327.6	81,811 341.8	18,312 273.9	0 —	139,827 -6.1	119,396 -6.6	21,346 -35.3	98,048 3.5	20,431 -3.2	640 -95.5	19,790 181.6	1 -97.9	31,958 410.8	20,677 668.7	11,281 216.4		
		2Q	328,791 -9.6	316,969 -11.2	61,293 -5.4	18,638 -38.6	2,866 -26.0	15,771 -40.4	42,655 23.8	22,623 -7.8	20,031 102.0	0 —	255,676 -12.4	147,381 -43.7	27,000 -30.0	120,382 -46.1	108,295 260.1	64,125 715.5	44,170 98.9	0 —	11,822 67.4	5,386 714.8	6,436 0.5		
		3Q	245,515 17.7	237,642 18.2	52,524 -17.1	15,597 -5.5	4,844 83.3	10,753 -22.4	36,927 -21.2	30,445 36.7	6,482 -73.6	0 —	185,118 34.4	156,027 25.9	34,589 14.5	121,438 29.5	29,091 111.8	14,613 21.1	14,478 768.0	0 —	7,873 4.4	6,095 97.7	1,778 -60.1		
		4Q	530,048 18.8	554,268 38.7	211,643 58.2	106,509 148.0	4,737 -21.1	101,770 175.4	105,134 15.8	88,916 21.8	16,219 -8.8	0 —	342,626 28.9	313,240 49.6	23,812 -59.1	289,429 91.4	29,233 -48.2	13,869 -48.4	15,364 -48.0	153 —	-24,221 —	-26,961 —	2,740 -0.9		
	2015年度	1Q	363,424 25.6	353,083 37.2	74,933 -36.3	26,749 53.2	5,250 191.2	21,499 37.4	48,184 -51.9	47,315 -42.2	869 -95.3	0 —	278,149 98.9	260,683 118.3	30,025 40.7	230,659 135.3	17,465 -14.5	6,165 861.8	11,300 -42.9	0 —	10,342 -67.6	9,669 -53.2	673 -94.0		
		2Q	326,400 -0.7	314,169 -0.9	68,868 12.4	33,067 77.4	4,114 43.5	28,954 83.6	35,801 -16.1	30,466 34.7	5,335 -73.4	0 —	245,302 -4.1	226,304 53.6	54,434 101.6	171,869 42.8	18,977 -82.5	9,880 -84.6	9,097 -79.4	21 —	12,231 3.5	12,533 132.7	-303 —		
		3Q	229,100 -6.7	220,520 -7.2	43,490 -17.2	12,536 -19.6	4,360 -10.0	8,176 -24.0	30,953 -16.2	22,989 -24.5	7,963 22.8	0 —	177,031 -4.4	110,302 -29.3	21,975 -36.5	88,326 -27.3	66,728 129.4	42,678 192.1	24,050 66.1	0 —	8,580 9.0	3,638 -40.3	4,942 178.0		
		4Q	411,932 -22.3	402,490 -27.4	98,069 -53.7	50,132 -52.9	4,941 4.3	45,193 -55.6	47,935 -54.4	34,459 -61.2	13,476 -16.9	0 —	304,421 -11.2	264,502 -15.6	33,431 40.4	231,071 -20.2	39,913 36.5	14,969 7.9	24,944 62.4	7 -95.4	9,442 —	12,682 —	-3,241 —		
2016年度	1Q	290,237 -20.1	295,198 -16.4	80,573 7.5	30,440 13.8	7,008 33.5	23,432 9.0	50,132 4.0	42,233 -10.7	7,899 809.0	0 —	214,625 -22.8	172,802 -33.7	45,485 51.5	127,316 -44.8	41,792 139.3	12,269 99.0	29,524 161.3	30 —	-4,960 —	-4,440 —	-519 —			
	2Q	425,617 30.4	448,809 42.9	93,332 35.5	21,747 -34.2	4,739 15.2	17,006 -41.3	71,586 100.0	55,748 83.0	15,838 196.9	0 —	355,477 44.9	187,116 -17.3	20,707 -62.0	166,409 -3.2	167,873 784.6	148,316 1,401.2	19,555 115.0	488 2,223.8	-23,192 —	-24,786 —	1,594 —			
	3Q	239,339 4.5	222,409 0.9	64,308 47.9	28,333 126.0	10,222 134.4	18,113 121.5	35,974 16.2	29,011 26.2	6,964 -12.5	0 —	158,101 -10.7	137,001 24.2	32,506 47.9	104,496 18.3	20,875 -68.7	2,819 -93.4	18,056 -24.9	225 —	16,930 97.3	3,835 5.4	13,095 165.0			
16.4~16.12	955,194 3.9	966,415 8.9	238,212 27.2	80,520 11.3	21,970 60.1	58,551 -0.1	157,691 37.2	126,992 26.0	30,700 116.7	0 —	728,203 4.0	496,920 -16.8	98,698 -7.3	398,221 -18.9	230,539 123.5	163,404 178.3	67,136 51.0	743 3,438.1	-11,220 —	-25,391 —	14,170 166.8				

※単位未満を四捨五入しているため、必ずしも合計値とは一致しない。
 ※PFI事業に関する受注は官庁工事に含めている。
 ※開発事業等は含まない。

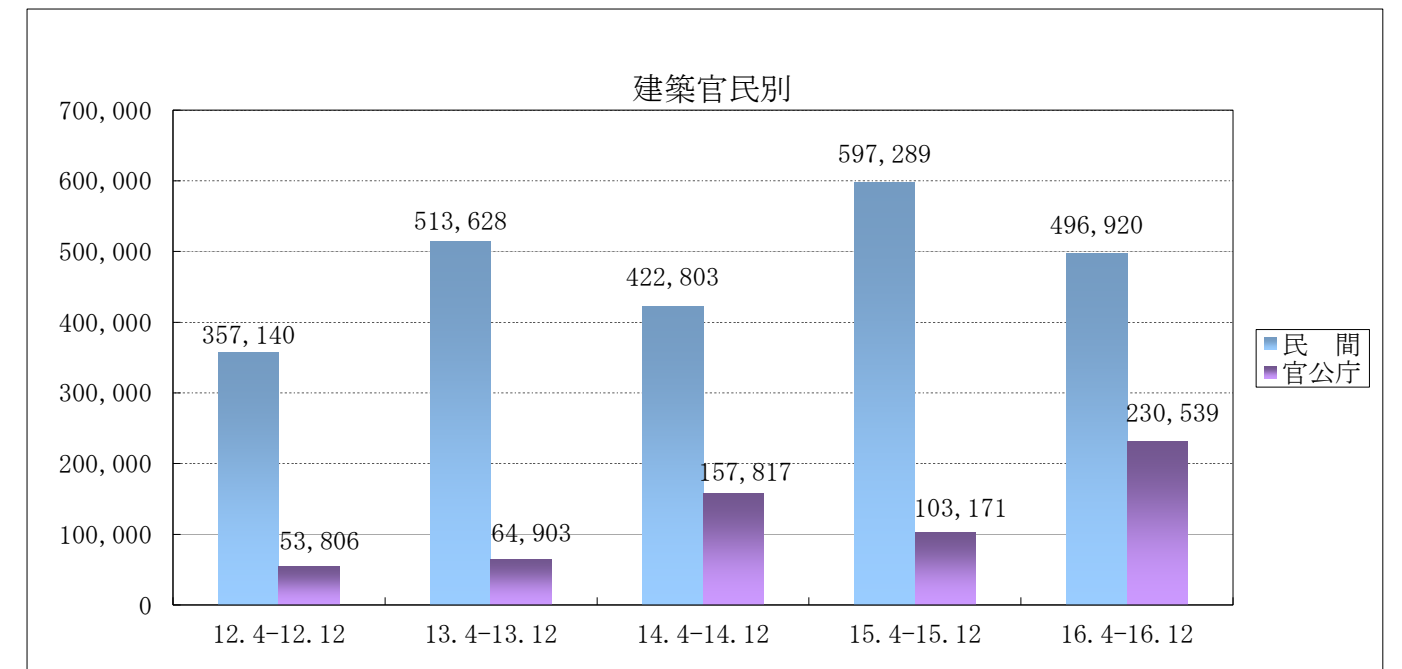
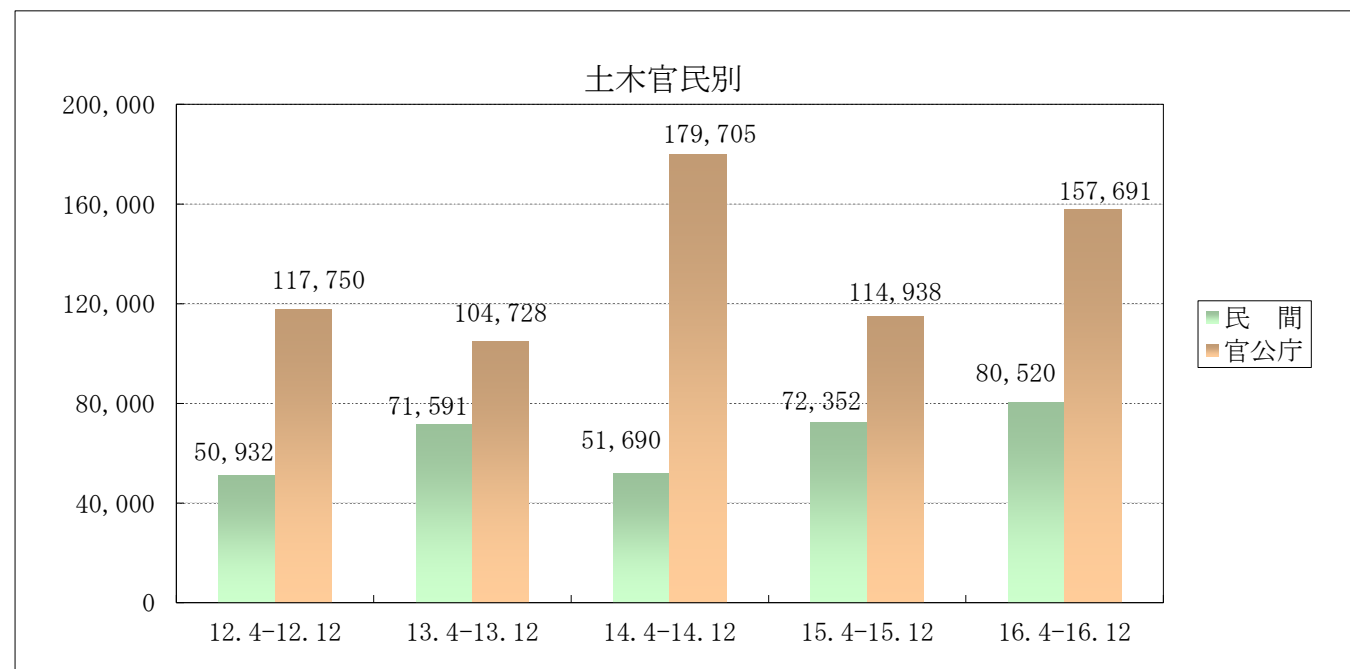
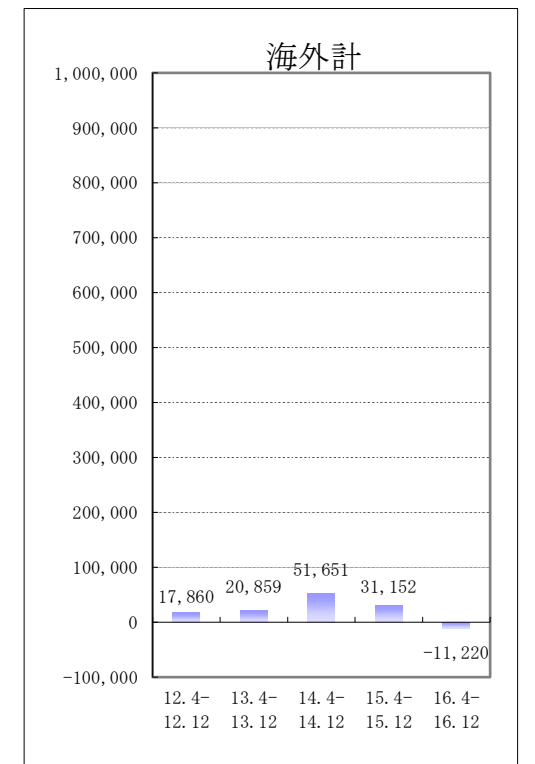
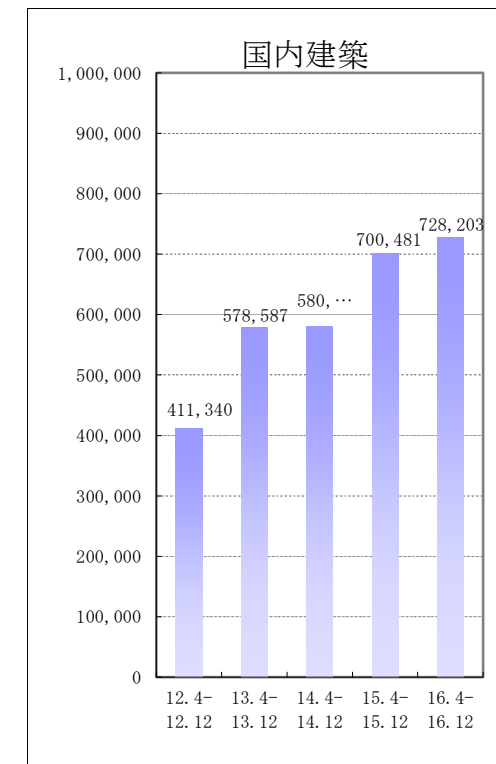
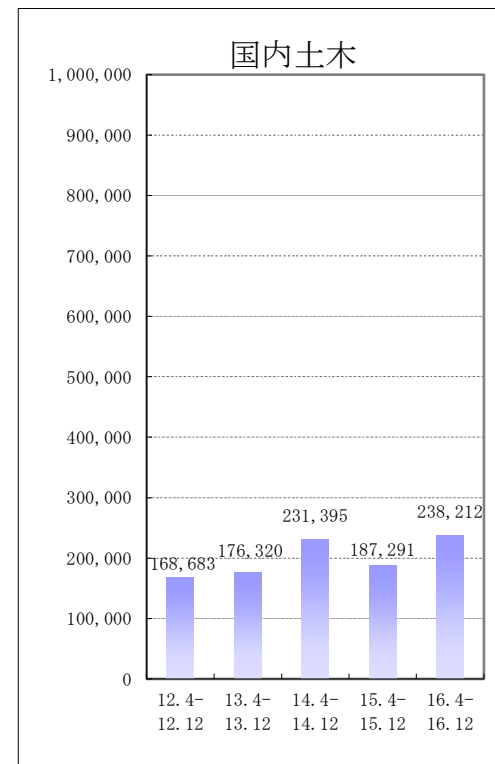
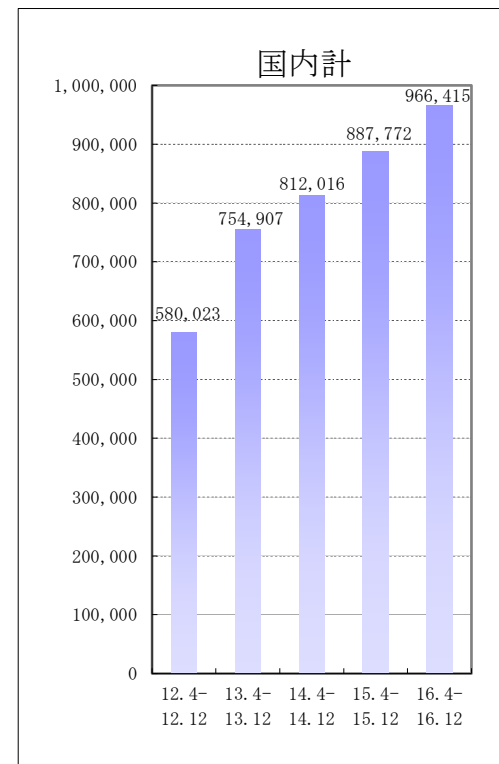
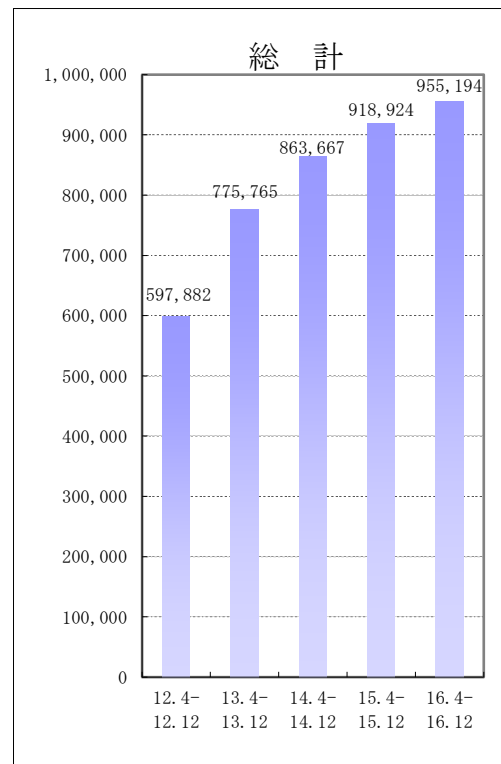
[参考] 受注目標と実績比

(単位:億円)

目標 (a)	実績 (b)	達成率 (b) / (a)
12,720	9,552	75.1%

※開発事業等は含まない

分野別受注推移
(単位:百万円)



	総計	国内計	土木								建築	建築官民別							海外計	土木	建築
			民間	製造業	非製造業	官公庁	国の機関	地方の機関	外国公館他	民間		製造業	非製造業	官公庁	国の機関	地方の機関	外国公館他				
12.4-12.12	597,882	580,023	168,683	50,932	12,890	38,042	117,750	64,546	53,205	0	411,340	357,140	94,311	262,828	53,806	7,557	46,249	394	17,860	6,924	10,935
13.4-13.12	775,765	754,907	176,320	71,591	11,820	59,772	104,728	65,319	39,409	0	578,587	513,628	101,813	411,815	64,903	33,998	30,906	55	20,859	6,434	14,424
14.4-14.12	863,667	812,016	231,395	51,690	9,514	42,176	179,705	134,879	44,826	0	580,621	422,803	82,934	339,868	157,817	79,379	78,438	1	51,651	32,158	19,493
15.4-15.12	918,924	887,772	187,291	72,352	13,723	58,629	114,938	100,770	14,168	0	700,481	597,289	106,434	490,855	103,171	58,724	44,447	21	31,152	25,840	5,312
16.4-16.12	955,194	966,415	238,212	80,520	21,970	58,551	157,691	126,992	30,700	0	728,203	496,920	98,698	398,221	230,539	163,404	67,136	743	-11,220	-25,391	14,170