

# 受注状況

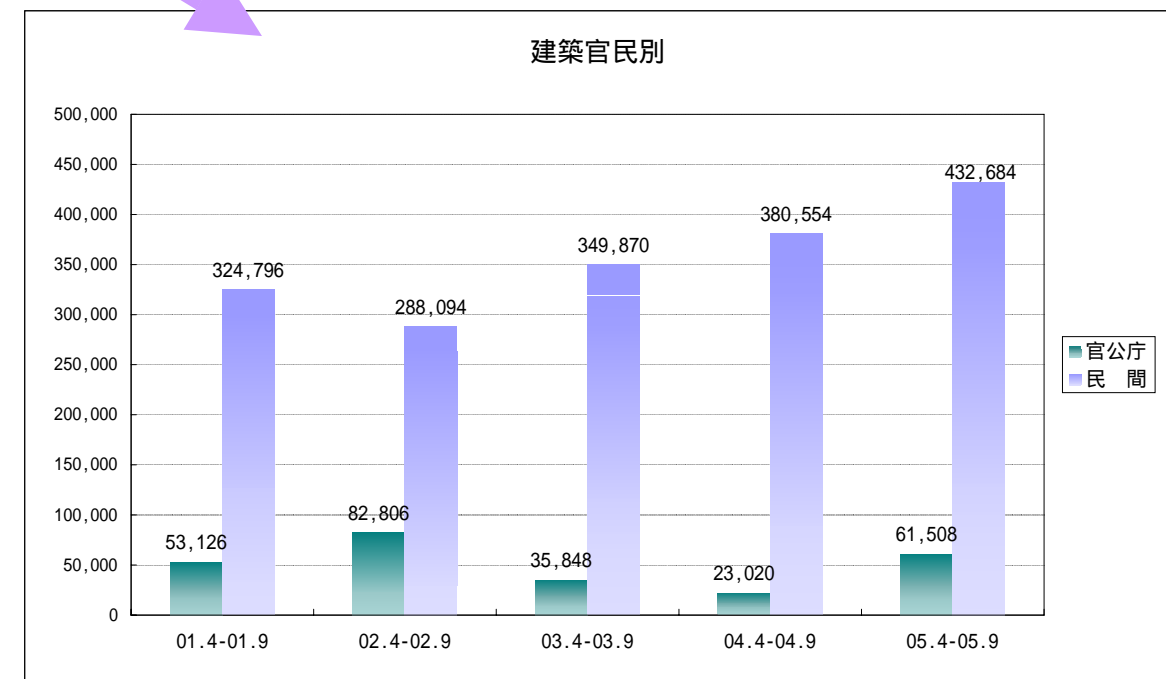
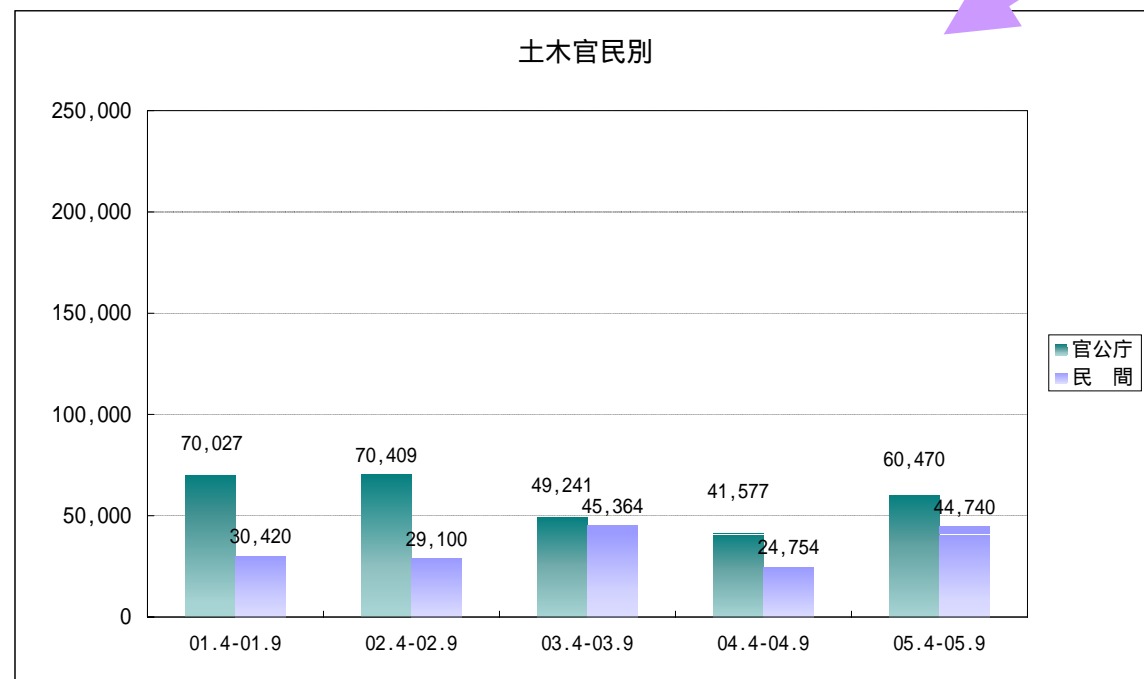
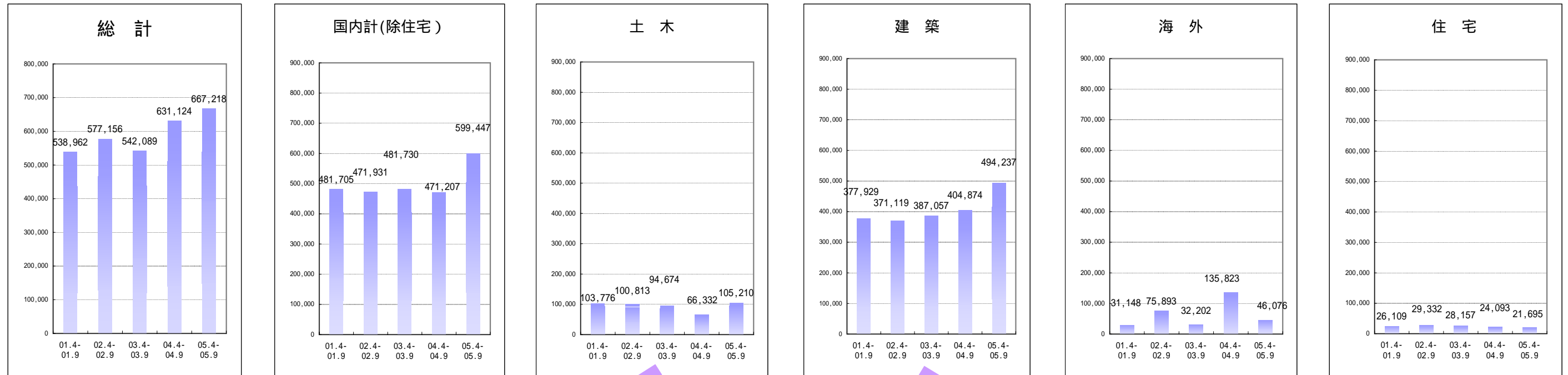
(上段:受注額/百万円、下段:対前年伸び率/%)

大成建設株式会社

期別	年度	半	四	別	Q	国内計 (住宅除く)														海外計												
						土木			民間			官公庁			駐留軍			建築			民間			官公庁			駐留軍			土木	建築	住宅
						小計	製造業	非製造業	小計	国の機関	地方の機関	外国公館	小計	製造業	非製造業	小計	国の機関	地方の機関	外国公館	小計	製造業	非製造業	小計	国の機関	地方の機関	外国公館						
2001年度	1,182,463	1,003,808	217,833	58,080	10,526	47,553	156,278	81,252	75,026	3,476	785,973	692,953	117,118	575,835	92,985	41,187	51,798	35	118,648	82,537	36,110	60,009										
	1.9	-5.4	-16.4	-20.5	-23.2	-19.9	-16.7	-22.6	-9.2		-1.8	2.4	-35.1	16.1	-24.8	-23.7	-25.7	-70.6	205.2	437.3	53.5	0.0										
(上半期)	538,962	481,705	103,776	30,420	4,063	26,357	70,027	37,538	32,489	3,329	377,929	324,796	63,739	261,057	53,126	21,820	31,306	6	31,148	20,275	10,873	26,109										
(下半期)	643,501	522,103	114,057	27,660	6,463	21,196	86,251	43,714	42,537	147	408,044	368,157	53,379	314,778	39,859	19,367	20,492	29	87,500	62,262	25,237	33,900										
2002年度	1,185,746	1,031,144	227,084	52,710	16,126	36,583	173,027	82,398	90,629	1,348	804,059	665,554	108,631	556,922	136,233	64,150	72,082	2,273	101,062	72,863	28,199	53,540										
	0.3	2.7	4.2	-9.2	53.2	-23.1	10.7	1.4	20.8	-61.2	2.3	-4.0	-7.2	-3.3	46.5	55.8	39.2	6,394.3	-14.8	-11.7	-21.9	-10.8										
(上半期)	577,156	471,931	100,813	29,100	12,404	16,696	70,409	22,537	47,872	1,303	371,119	288,094	44,289	243,805	82,806	34,460	48,345	219	75,893	55,446	20,447	29,332										
(下半期)	608,590	559,213	126,271	23,610	3,722	19,887	102,618	59,861	42,757	45	432,940	377,460	64,342	313,117	53,427	29,690	23,737	2,054	25,169	17,417	7,752	24,208										
2003年度	1,155,096	1,011,187	212,661	69,732	13,214	56,518	142,805	91,308	51,496	125	798,526	683,576	82,621	600,954	112,047	73,524	38,524	2,903	82,849	49,331	33,518	61,060										
	-2.6	-1.9	-6.4	32.3	-18.1	54.5	-17.5	10.8	-43.2	-90.7	-0.7	2.7	-23.9	7.9	-17.8	14.6	-46.6	27.7	-18.0	-32.3	18.9	14.0										
(上半期)	542,089	481,730	94,674	45,364	6,639	38,725	49,241	21,602	27,639	69	387,057	349,870	43,292	306,578	35,848	16,919	18,929	1,338	32,202	16,466	15,736	28,157										
(下半期)	613,007	529,457	117,987	24,368	6,575	17,793	93,564	69,706	23,857	56	411,469	333,706	39,329	294,376	76,199	56,605	19,595	1,565	50,647	32,865	17,782	32,903										
2004年度	1,351,974	1,089,450	245,845	63,989	17,058	46,931	181,856	141,394	40,462	0	843,605	775,739	155,161	620,578	63,918	34,741	29,178	3,948	204,465	138,994	65,471	58,059										
	17.0	7.7	15.6	-8.2	29.1	-17.0	27.3	54.9	-21.4		5.6	13.5	87.8	3.3	-43.0	-52.7	-24.3	36.0	146.8	181.8	95.3	-4.9										
(上半期)	631,124	471,207	66,332	24,754	7,945	16,810	41,577	26,404	15,173	0	404,874	380,554	60,632	319,921	23,020	11,159	11,862	1,301	135,823	108,327	27,496	24,093										
(下半期)	720,850	618,243	179,513	39,235	9,113	30,121	140,279	114,990	25,289	0	438,731	395,185	94,529	300,657	40,898	23,582	17,316	2,647	68,642	30,667	37,975	33,966										
半別	2002年度	Q1	178,560	141,950	33,323	8,278	2,474	5,804	23,754	5,846	17,908	1,291	108,627	89,607	10,912	78,695	19,020	11,093	7,926	0	25,370	15,312	10,058	11,240								
			-21.1	-25.5	-37.3	-41.2	29.7	-52.3	-33.6	-64.3	-7.7	-61.2	-20.9	-29.9	-64.8	-18.7	100.2	236.3	27.8		1.4	-17.9	57.8	4.6								
		Q2	398,596	329,981	67,490	20,822	9,930	10,892	46,655	16,691	29,964	12	262,492	198,487	33,377	165,110	63,786	23,367	40,419	219	50,523	40,134	10,389	18,092								
			27.4	13.3	33.4	27.3	360.6	-23.3	36.2	-21.2	129.1		9.1	0.7	1.9	0.5	46.2	26.2	61.0		725.3	2,372.8	130.9	17.7								
	Q3	214,801	192,020	39,616	12,942	1,014	11,928	26,637	8,888	17,749	37	152,405	119,543	21,203	98,340	30,858	15,447	15,411	2,004	13,355	12,423	932	9,426									
		13.2	13.1	4.6	53.0	-67.4	122.9	-9.5	-43.9	30.7		15.6	0.5	-20.3	6.5	140.3	267.6	78.3		60.0	275.7	-81.5	-19.2									
	Q4	393,789	367,193	86,655	10,668	2,708	7,959	75,981	50,973	25,008	8	280,535	257,917	43,139	214,777	22,569	14,243	8,326	50	11,814	4,994	6,820	14,782									
		-13.2	4.2	13.8	-44.4	-19.3	-49.8	33.7	83.0	-13.6	-94.6	1.6	3.5	61.2	-3.4	-16.5	-6.1	-29.7	72.4	-85.1	-91.5	-66.2	-33.5									
	2003年度	Q1	267,691	248,115	47,848	26,698	992	25,707	21,099	6,877	14,222	50	200,267	183,076	10,163	172,913	15,855	2,802	13,053	1,336	8,639	1,360	7,279	10,937								
			49.9	74.8	43.6	222.5	-59.9	342.9	-11.2	17.6	-20.6	-96.1	84.4	104.3	-6.9	-6.1	-16.6	-74.7	64.7		-65.9	-91.1	-27.6	-2.7								
		Q2	274,398	233,615	46,826	18,666	5,647	13,018	28,142	14,725	13,417	19	186,790	166,794	33,129	133,665	19,993	14,117	5,876	2	23,563	15,106	8,457	17,220								
			-31.2	-29.2	-30.6	-10.4	-43.1	19.5	-39.7	-11.8	-55.2	58.3	-28.8	-16.0	-0.7	-19.0	-68.7	-39.6	-85.5	-99.1	-53.4	-62.4	-18.6	-4.8								
	Q3	212,720	187,467	41,979	12,259	3,472	8,786	29,671	17,810	11,861	50	145,487	95,374	2,985	92,389	48,557	36,895	11,662	1,557	15,117	5,580	9,537	10,136									
		-1.0	-2.4	6.0	-5.3	242.4	-26.3	11.4	100.4	-33.2	35.1	-4.5	-20.2	-85.9	-6.1	57.4	138.8	-24.3	-22.3	13.2	-55.1	923.3	7.5									
	Q4	400,287	341,990	76,009	12,108	3,103	9,006	63,893	51,896	11,997	7	265,981	238,331	36,344	201,987	27,641	19,709	7,933	8	35,530	27,285	8,245	22,767									
		1.7	-6.9	-12.3	13.5	14.6	13.2	-15.9	1.8	-52.0	-12.5	-5.2	-7.6	-15.8	-6.0	22.5	38.4	-4.7	-84.0	200.7	446.4	20.9	54.0									
2004年度	Q1	303,688	233,926	22,583	10,915	3,167	7,748	11,669	4,164	7,505	-1	211,342	198,505	33,677	164,828	11,724	2,533	9,191	1,113	60,805	50,682	10,123	8,957									
		13.4	-5.7	-52.8	-59.1	219.6	-69.9	-44.7	-39.5	-47.2		5.5	8.4	231.4	-4.7	-26.1	-9.6	-29.6	-16.7	603.8	3,626.6	39.1	-18.1									
	Q2	327,436	237,281	43,749	13,839	4,778	9,062	29,908	22,240	7,668	1	193,532	182,049	26,955	155,093	11,296	8,626	2,671	188	75,018	57,645	17,373	15,136									
		19.3	1.6	-6.6	-25.9	-15.4	-30.4	6.3	51.0	-42.8	-94.4	3.6	9.1	-18.6	16.0	-43.5	-38.9	-54.6	9,300.0	218.4	281.6	105.4	-12.1									
Q3	251,572	196,542	29,856	14,632	2,955	11,677	15,223	7,779	7,445	0	166,686	153,646	51,543	102,102	11,059	6,453	4,607	1,981	44,435	21,551	22,884	10,595										
	18.3	4.8	-28.9	19.4	-14.9	32.9	-48.7	-56.3	-37.2		14.6	61.1	1,626.7	10.5	-77.2	-82.5	-60.5	27.2	194.0	286.3	140.0	4.5										
Q4	469,278	421,701	149,658	24,603	6,159	18,444	125,055	107,210	17,844	0	272,043	241,539	42,984	198,555	29,838	17,129	12,709	666	24,206	9,117	15,090	23,371										
	17.2	23.3	96.9	103.2	98.5	104.8	95.7	106.6	48.7		2.3	1.3	18.3	-1.7	7.9	-13.1	60.2	8,225.0	-31.9	-66.6	83.0	2.7										
2005年度	Q1	289,795	262,045	34,701	21,255	2,907	18,348	13,446	9,551	3,895	0	227,344	215,216	56,330	158,886	12,090	-266	12,356	39	21,191	12,051	9,141	6,558									
		-4.6	12.0	53.7	94.7	-8.2	136.8	15.2	129.3	-48.1		7.6	8.4	67.3	-3.6	3.1	34.5	-96.5	-65.1	-76.2	-9.7	-26.8										
Q2	377,422	337,401	70,509	23,485	7,934	15,551	47,024	24,896	22,128	0	266,892	217,468	41,327	176,140	49,420	38,264	11,154	6	24,885	12,543	12,342	15,137										
	15.3	42.2	61.2	69.7	66.1	71.6	57.2	11.9	188.6		37.9	19.5	53.3	13.6	337.5	343.6	317.6	-96.8	-66.8	-78.2	-29.0	0.0										
05.4~05.9	667,218	599,447	105,210	44,740	10,841	33,899	60,470	34,446	26,024	0	494,237	432,684	97,658	335,026	61,508	37,998	23,510	44	46,076	24,594	21,482	21,695										
	5.7	27.2	58.6	80.7	36.5	101.7	45.4	30.5	71.5		22.1	13.7	61.1	4.7	167.2	240.5	98.2															

### セグメント別受注推移

単位:100万円



前項より抜粋 (単位/百万円)

期間	総計	国内計(除住宅)	土木				建築				海外計	住宅										
			民間	製造業	非製造業	官公庁	民間	製造業	非製造業	官公庁												
01.4-01.9	538,962	481,705	103,776	30,420	4,063	26,357	70,027	37,538	32,489	3,329	377,929	324,796	63,739	261,057	53,126	21,820	31,306	6	31,148	20,275	10,873	26,109
02.4-02.9	577,156	471,931	100,813	29,100	12,404	16,696	70,409	22,537	47,872	1,303	371,119	288,094	44,289	243,805	82,806	34,460	48,345	219	75,893	55,446	20,447	29,332
03.4-03.9	542,089	481,730	94,674	45,364	6,639	38,725	49,241	21,602	27,639	69	387,057	349,870	43,292	306,578	35,848	16,919	18,929	1,338	32,202	16,466	15,736	28,157
04.4-04.9	631,124	471,207	66,332	24,754	7,945	16,810	41,577	26,404	15,173	0	404,874	380,554	60,632	319,921	23,020	11,159	11,862	1,301	135,823	108,327	27,496	24,093
05.4-05.9	667,218	599,447	105,210	44,740	10,841	33,899	60,470	34,446	26,024	0	494,237	432,684	97,658	335,026	61,508	37,998	23,510	44	46,076	24,594	21,482	21,695