

Orders

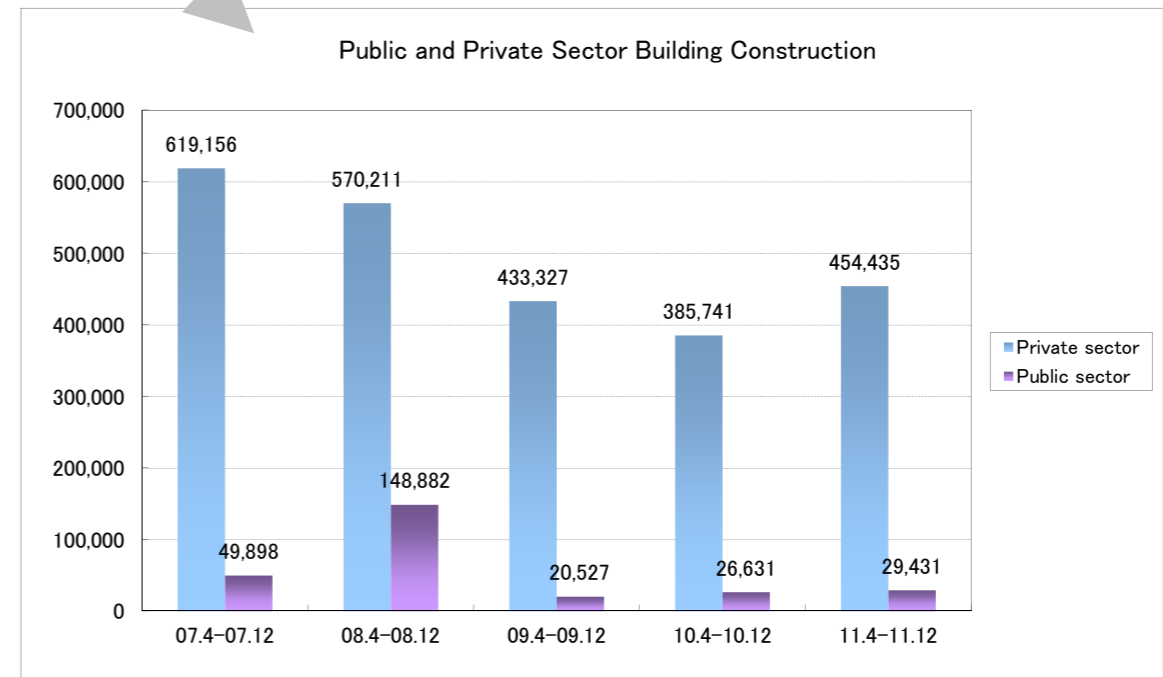
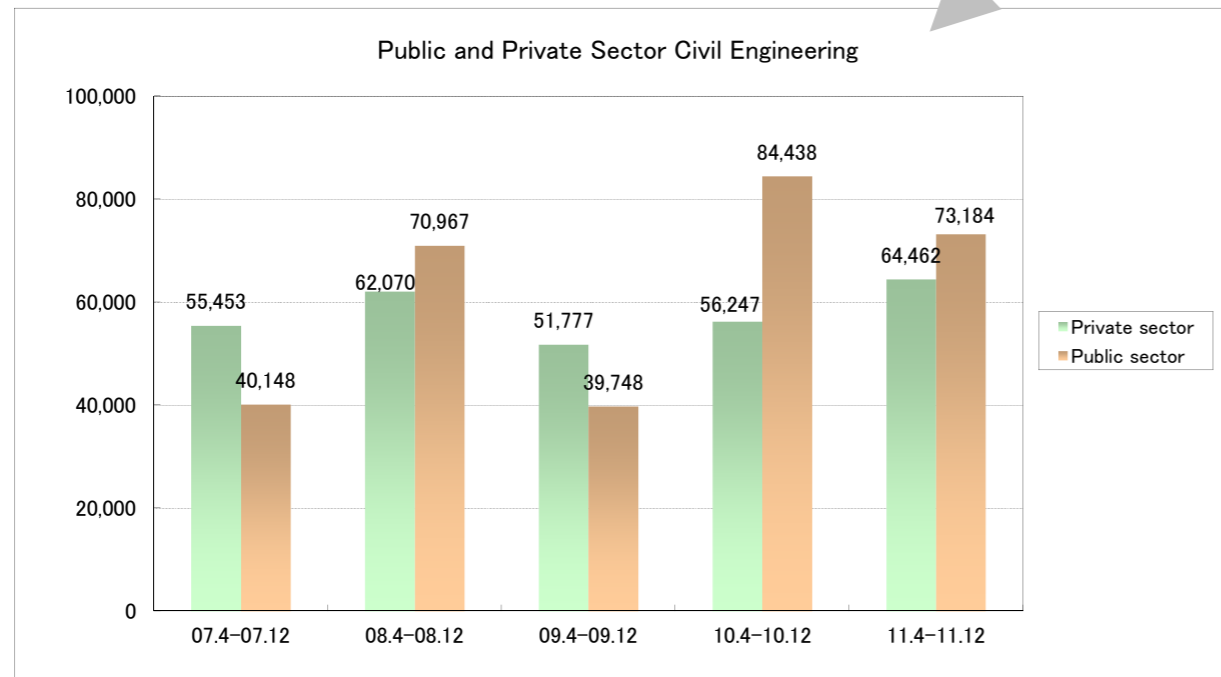
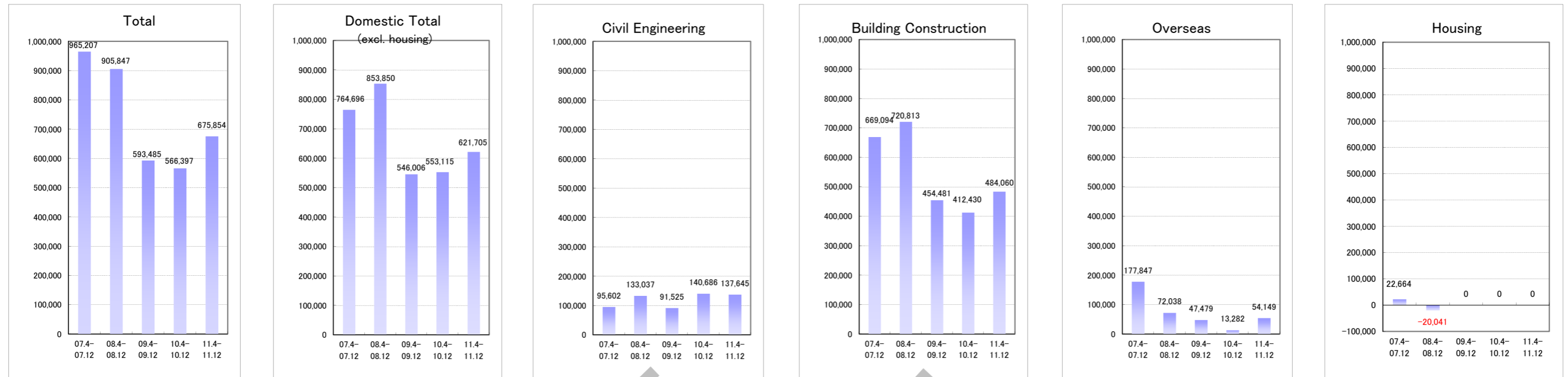
(Upper figure: orders in million yen. Lower figure: change in percent over previous comparable fiscal period)

Taisei Corporation

		Total	Domestic total (excl. housing)	Civil engineering	Private sector							Military	Building Construction							Overseas total	Civil engineering	Construction	Housing	
					Private sector			Public sector					Subtotal	Private sector			Public sector							
					Subtotal	Manufacturing	Non-manufg	Subtotal	National	Regional	Foreign Govt.			Subtotal	Manufacturing	Non-manufg	Subtotal	National	Regional					Foreign Govt.
By fiscal year	2007	1,353,645	1,076,577	173,590	96,380	28,442	67,938	77,210	68,389	8,822	0	902,987	839,025	143,038	695,986	63,913	52,623	11,290	48	243,032	145,633	97,399	34,037	
		-8.5	-4.6	-14.3	14.5	8.4	17.2	-34.8	-19.1	-74.0	—	-2.5	-3.3	-40.3	10.9	10.3	21.8	-23.4	-91.0	-23.7	-30.6	-10.3	2.1	
	(Apr - Dec)	965,207	764,696	95,602	55,453	10,701	44,753	40,148	32,665	7,484	0	669,094	619,156	85,688	533,467	49,898	39,479	10,419	39	177,847	109,073	68,774	22,664	
	(Jan - Mar)	388,439	311,881	77,988	40,927	17,741	23,186	37,062	35,724	1,338	0	233,894	219,869	57,349	162,518	14,015	13,143	871	9	65,184	36,559	28,625	11,373	
	2008	1,139,534	1,093,911	209,244	99,102	23,657	75,445	110,142	68,319	41,823	0	884,667	727,066	153,682	573,383	155,844	114,371	41,471	1,759	65,665	22,967	42,697	-20,041	
		-15.8	1.6	20.5	2.8	-16.8	11.1	42.6	-0.1	374.1	—	-2.0	-13.3	7.4	-17.6	143.8	117.3	267.3	3,564.6	-73.0	-84.2	-56.2	—	
	(Apr - Dec)	905,847	853,850	133,037	62,070	20,392	41,678	70,967	34,802	36,165	0	720,813	570,211	124,834	445,376	148,882	110,456	38,426	1,721	72,038	34,624	37,413	-20,041	
	(Jan - Mar)	233,687	240,061	76,207	37,033	3,266	33,767	39,176	33,517	5,658	0	163,854	156,854	28,848	128,008	6,961	3,915	3,045	38	-6,374	-11,658	5,284	0	
2009	956,685	875,378	157,691	80,084	16,034	64,051	77,607	71,310	6,297	0	717,687	657,436	105,295	552,140	58,034	38,533	19,502	2,217	81,306	9,666	71,640	0		
	-16.0	-20.0	-24.6	-19.2	-32.2	-15.1	-29.5	4.4	-84.9	—	-18.9	-9.6	-31.5	-3.7	-62.8	-66.3	-53.0	26.0	23.8	-57.9	67.8	—		
(Apr - Dec)	593,485	546,006	91,525	51,777	12,392	39,385	39,748	36,547	3,201	0	454,481	433,327	64,980	368,347	20,527	6,689	13,838	627	47,479	6,053	41,426	0		
(Jan - Mar)	363,200	329,372	66,167	28,307	3,641	24,665	37,859	34,763	3,096	0	263,207	224,109	40,314	183,793	37,508	31,843	5,663	1,590	33,828	3,613	30,215	0		
2010	951,672	909,185	202,309	80,840	14,236	66,604	121,468	97,029	24,439	0	706,876	666,234	124,671	541,562	40,939	18,008	22,931	-298	42,486	27,588	14,897	0		
	-0.5	3.9	28.3	0.9	-11.2	4.0	56.5	36.1	288.2	—	-1.5	1.3	18.4	-1.9	-29.5	-53.3	17.6	—	-47.7	185.4	-79.2	—		
(Apr - Dec)	566,397	553,115	140,686	56,247	12,064	44,183	84,438	67,650	16,788	0	412,430	385,741	78,968	306,773	26,631	5,395	21,236	58	13,282	-2,067	15,349	0		
(Jan - Mar)	385,274	356,070	61,624	24,593	2,172	22,421	37,031	29,379	7,651	0	294,446	280,494	45,704	234,790	14,308	12,613	1,695	-357	29,205	29,656	-451	0		
By quarter	2008	Q1	261,546	190,832	52,744	23,322	9,201	14,120	29,421	451	28,971	0	138,087	121,939	26,251	95,687	14,541	4,310	10,232	1,608	66,789	40,712	26,077	3,925
			0.2	-8.0	36.2	58.5	120.5	34.0	22.6	-97.6	445.0	—	-18.2	-18.9	-3.9	-22.3	-20.5	-73.4	393.3	13,300.0	35.8	0.6	199.4	-13.1
		Q2	363,053	318,370	43,458	21,584	6,646	14,937	21,874	18,019	3,856	0	274,912	255,579	69,444	186,135	19,236	16,326	2,911	96	36,970	1,175	35,795	7,713
			-14.4	-9.0	26.7	-24.1	113.6	-41.0	272.5	255.1	383.2	—	-12.9	-17.8	158.8	-34.5	317.1	281.3	782.1	357.1	-40.1	-57.8	-39.2	-38.2
	Q3	281,249	344,649	36,835	17,164	4,546	12,618	19,671	16,332	3,339	0	307,814	192,693	29,139	163,554	115,105	89,821	25,284	17	-31,722	-7,263	-24,459	-31,679	
		0.5	66.3	63.1	39.3	33.0	41.7	91.5	83.5	143.7	—	66.7	22.2	-7.6	29.7	326.2	372.9	215.5	183.3	—	—	—	—	
	Q4	233,687	240,061	76,207	37,033	3,266	33,767	39,176	33,517	5,658	0	163,854	156,854	28,848	128,008	6,961	3,915	3,045	38	-6,374	-11,658	5,284	0	
		-39.8	-23.0	-2.3	-9.5	-81.6	45.6	5.7	-6.2	322.9	—	-29.9	-28.7	-49.7	-21.2	-50.3	-70.2	249.6	322.2	—	—	-81.5	—	
	2009	Q1	112,826	88,819	24,285	15,774	4,335	11,439	8,510	6,078	2,433	0	64,533	60,407	19,393	41,014	4,107	3,606	501	21	24,008	-13,918	37,925	0
			-56.9	-53.5	-54.0	-32.4	-52.9	-19.0	-71.1	1,247.7	-91.6	—	-53.3	-50.5	-26.1	-57.1	-71.8	-16.3	-95.1	-98.7	-64.1	—	45.4	—
		Q2	297,367	306,275	36,515	22,801	4,894	17,907	13,715	13,400	314	0	269,760	266,634	19,583	247,050	2,537	1,186	1,351	590	-8,908	-1,561	-7,348	0
			-18.1	-3.8	-16.0	5.6	-26.4	19.9	-37.3	-25.6	-91.9	—	-1.9	4.3	-71.8	32.7	-86.8	-92.7	-53.6	514.6	—	—	—	—
	Q3	183,292	150,912	30,724	13,202	3,162	10,040	17,523	17,070	454	0	120,187	106,287	26,005	80,282	13,884	1,898	11,987	17	32,379	21,531	10,848	0	
		-34.8	-56.2	-16.6	-23.1	-30.4	-20.4	-10.9	4.5	-86.4	—	-61.0	-44.8	-10.8	-50.9	-87.9	-97.9	-52.6	0.0	—	—	—	—	
	Q4	363,200	329,372	66,167	28,307	3,641	24,665	37,859	34,763	3,096	0	263,207	224,109	40,314	183,793	37,508	31,843	5,663	1,590	33,828	3,613	30,215	0	
		55.4	37.2	-13.2	-23.6	11.5	-27.0	-3.4	3.7	-45.3	—	60.6	42.9	39.7	43.6	438.8	713.4	86.0	4,084.2	—	—	471.8	—	
2010	Q1	93,429	93,098	30,466	18,809	2,621	16,191	11,657	9,626	2,031	0	62,632	58,232	12,347	45,884	4,401	775	3,626	0	331	-1,215	1,546	0	
		-17.2	4.8	25.5	19.2	-39.5	41.5	37.0	58.4	-16.5	—	-2.9	-3.6	-36.3	11.9	7.2	-78.5	623.8	—	-98.6	—	-95.9	—	
	Q2	301,722	286,039	60,721	20,840	6,869	13,971	39,882	35,663	4,219	0	225,319	212,434	68,719	143,714	12,885	2,629	10,256	0	15,682	-666	16,349	0	
		1.5	-6.6	66.3	-8.6	40.4	-22.0	190.8	166.1	1,243.6	—	-16.5	-20.3	250.9	-41.8	407.9	121.7	659.1	—	—	—	—	—	
Q3	171,247	173,977	49,499	16,598	2,576	14,022	32,901	22,362	10,539	0	124,480	115,075	-2,099	117,175	9,347	1,992	7,355	58	-2,732	-186	-2,546	0		
	-6.6	15.3	61.1	25.7	-18.5	39.7	87.8	31.0	2,221.4	—	3.6	8.3	—	46.0	-32.7	5.0	-38.6	241.2	—	—	—	—		
Q4	385,274	356,070	61,624	24,593	2,172	22,421	37,031	29,379	7,651	0	294,446	280,494	45,704	234,790	14,308	12,613	1,695	-357	29,205	29,656	-451	0		
	6.1	8.1	-6.9	-13.1	-40.3	-9.1	-2.2	-15.5	147.1	—	11.9	25.2	13.4	27.7	-61.9	-60.4	-70.1	—	-13.7	720.8	—	—		
2011	Q1	178,429	177,343	43,831	25,032	5,292	19,740	18,798	8,787	10,012	0	133,513	127,094	20,719	106,375	6,409	1,022	5,388	9	1,086	200	885	0	
		91.0	90.5	43.9	33.1	102.0	21.9	61.3	-8.7	393.2	—	113.2	118.3	67.8	131.8	45.7	31.9	48.6	—	228.1	—	-42.8	—	
	Q2	244,856	246,340	39,127	17,618	4,124	13,493	21,510	5,250	16,258	0	207,211	193,922	68,345	125,576	13,239	9,765	3,472	50	-1,483	-3,796	2,313	0	
	-18.8	-13.9	-35.6	-15.5	-40.0	-3.4	-46.1	-85.3	285.4	—	-8.0	-8.7	-0.5	-12.6	2.7	271.4	-66.1	—	—	—	-85.9	—		
Q3	252,569	198,022	54,687	21,812	4,171	17,642	32,876	26,247	6,630	0	143,336	133,419	35,076	98,344	9,783	7,906	1,878	135	54,546	11,283	43,264	0		
	47.5	13.8	10.5	31.4	61.9	25.8	-0.1	17.4	-37.1	—	15.1	15.9	—	-16.1	4.7	296.9	-74.5	132.8	—	—	—	—		
11.4~11.12	675,854	621,705	137,645	64,462	13,587	50,875	73,184	40,284	32,900	0	484,060	454,435	124,140	330,295	29,431	18,693	10,738	194	54,149	7,687	46,462	0		
	19.3	12.4	-2.2	14.6	12.6	15.1	-13.3																	

Segmental Trends in Orders Received

Unit: ¥million



Abridged from previous section Unit: ¥ million

	Total	Domestic total (excl. housing)	Civil Engineering	Private sector	Manufacturing	Non-manufg.	Public sector	National	Regional	Military Fgn. Govt.	Building construction	Private sector	Manufacturing	Non-manufg.	Public sector	National	Regional	Military Fgn. Govt.	Overseas total	Civil engineering	Building Construction	Housing
07.4-07.12	965,207	764,696	95,602	55,453	10,701	44,753	40,148	32,665	7,484	0	669,094	619,156	85,688	533,467	49,898	39,479	10,419	39	177,847	109,073	68,774	22,664
08.4-08.12	905,847	853,850	133,037	62,070	20,392	41,678	70,967	34,802	36,165	0	720,813	570,211	124,834	445,376	148,882	110,456	38,426	1,721	72,038	34,624	37,413	-20,041
09.4-09.12	593,485	546,006	91,525	51,777	12,392	39,385	39,748	36,547	3,201	0	454,481	433,327	64,980	368,347	20,527	6,689	13,838	627	47,479	6,053	41,426	0
10.4-10.12	566,397	553,115	140,686	56,247	12,064	44,183	84,438	67,650	16,788	0	412,430	385,741	78,968	306,773	26,631	5,395	21,236	58	13,282	-2,067	15,349	0
11.4-11.12	675,854	621,705	137,645	64,462	13,587	50,875	73,184	40,284	32,900	0	484,060	454,435	124,140	330,295	29,431	18,693	10,738	194	54,149	7,687	46,462	0