

# 受注状況

(上段:受注額/百万円、下段:対前年伸び率/%)

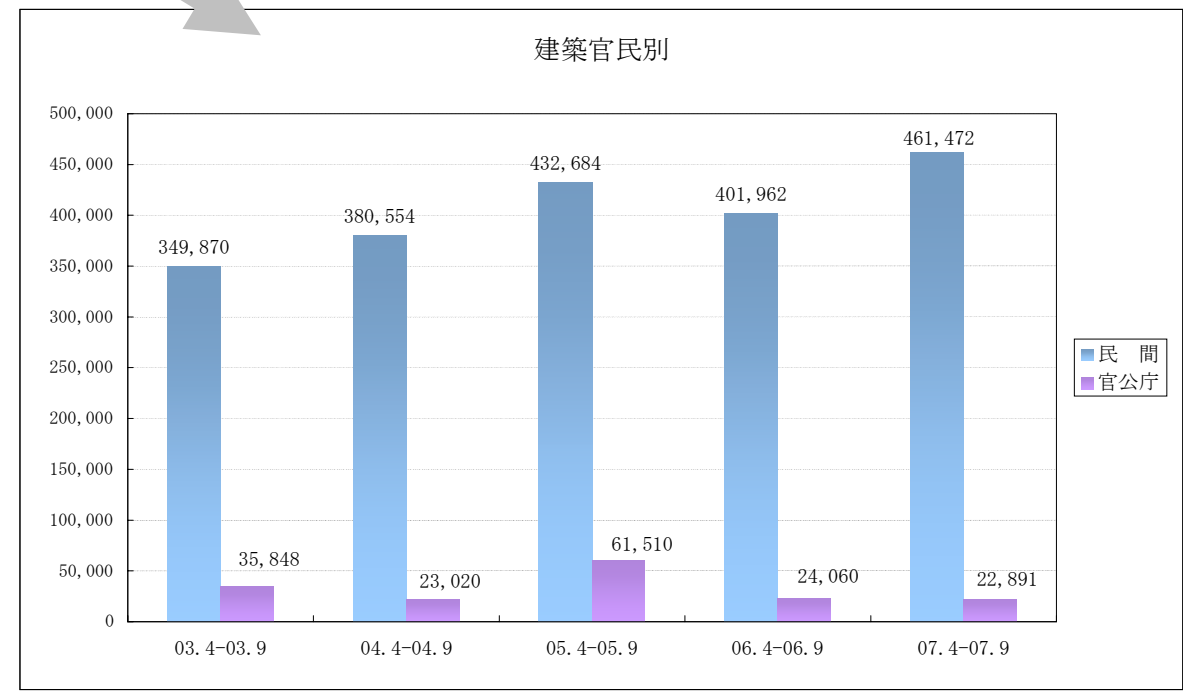
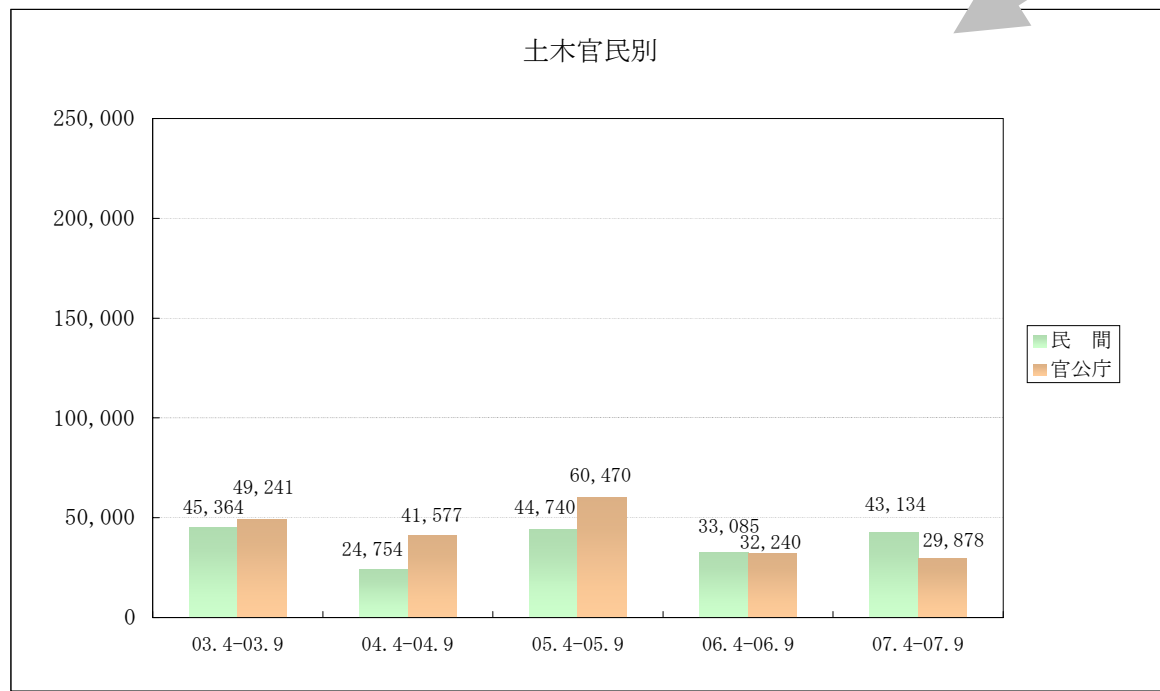
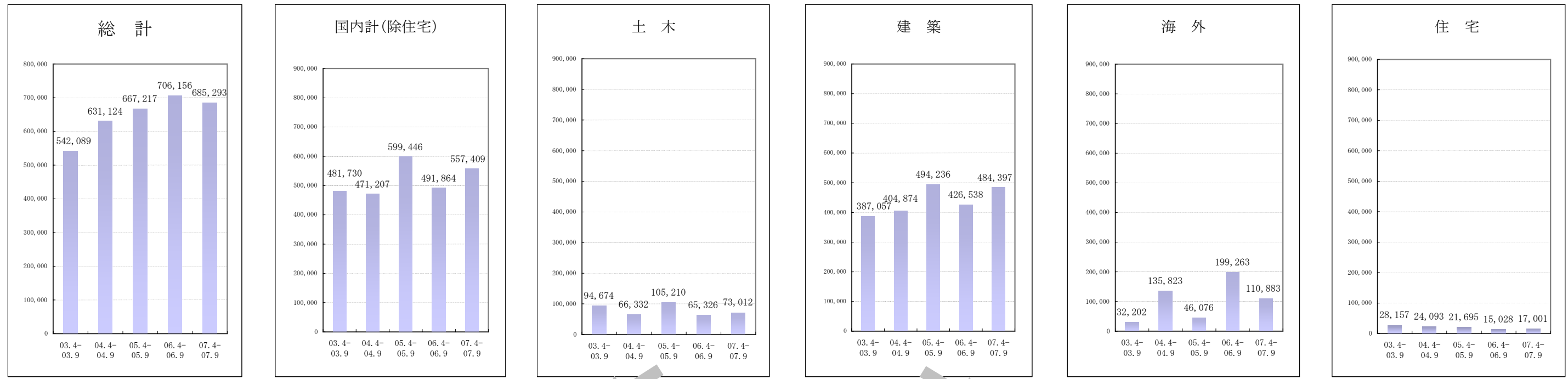
大成建設株式会社

		受注状況																			海外計			住宅
		総計	国内計 (住宅除く)	土木	民間			官公庁			駐留軍 外国公館	建築	民間			官公庁			駐留軍 外国公館	土木	建築			
					小計	製造業	非製造業	小計	国の機関	地方の機関			小計	国の機関	地方の機関									
半 期 別	2003年度	1,155,096	1,011,187	212,661	69,732	13,214	56,518	142,805	91,308	51,496	125	798,526	683,576	82,621	600,954	112,047	73,524	38,524	2,903	82,849	49,331	33,518	61,060	
		-2.6	-1.9	-6.4	32.3	-18.1	54.5	-17.5	10.8	-43.2	-90.7	-0.7	2.7	-23.9	7.9	-17.8	14.6	-46.6	27.7	-18.0	-32.3	18.9	14.0	
	(上半期)	542,089	481,730	94,674	45,364	6,639	38,725	49,241	21,602	27,639	69	387,057	349,870	43,292	306,578	35,848	16,919	18,929	1,338	32,202	16,466	15,736	28,157	
	(下半期)	613,007	529,457	117,987	24,368	6,575	17,793	93,564	69,706	23,857	56	411,469	333,706	39,329	294,376	76,199	56,605	19,595	1,565	50,647	32,865	17,782	32,903	
	2004年度	1,351,974	1,089,450	245,845	63,989	17,058	46,931	181,856	141,394	40,462	0	843,605	775,739	155,161	620,578	63,918	34,741	29,178	3,948	204,465	138,994	65,471	58,059	
		17.0	7.7	15.6	-8.2	29.1	-17.0	27.3	54.9	-21.4	—	5.6	13.5	87.8	3.3	-43.0	-52.7	-24.3	36.0	146.8	181.8	95.3	-4.9	
	(上半期)	631,124	471,207	66,332	24,754	7,945	16,810	41,577	26,404	15,173	0	404,874	380,554	60,632	319,921	23,020	11,159	11,862	1,301	135,823	108,327	27,496	24,093	
	(下半期)	720,850	618,243	179,513	39,235	9,113	30,121	140,279	114,990	25,289	0	438,731	395,185	94,529	300,657	40,898	23,582	17,316	2,647	68,642	30,667	37,975	33,966	
	2005年度	1,349,831	1,141,836	215,116	88,129	21,430	66,699	126,987	82,066	44,920	0	926,720	838,113	167,612	670,501	88,491	55,266	33,225	116	163,562	75,366	88,196	44,433	
		-0.2	4.8	-12.5	37.7	25.6	42.1	-30.2	-42.0	11.0	—	9.9	8.0	8.0	8.0	38.4	59.1	13.9	-97.1	-20.0	-45.8	34.7	-23.5	
(上半期)	667,217	599,446	105,210	44,740	10,841	33,899	60,470	34,447	26,023	0	494,236	432,684	97,657	335,026	61,510	37,998	23,510	45	46,076	24,594	21,483	21,695		
(下半期)	682,614	542,390	109,906	43,389	10,589	32,800	66,517	47,619	18,897	0	432,484	405,429	69,955	335,475	26,981	17,268	9,715	71	117,486	50,772	66,713	22,738		
2006年度	1,480,121	1,128,363	202,641	84,179	26,232	57,948	118,461	84,570	33,892	0	925,721	867,224	239,606	627,619	57,961	43,219	14,742	537	318,407	209,853	108,554	33,351		
	9.7	-1.2	-5.8	-4.5	22.4	-13.1	-6.7	3.0	-24.6	—	-0.1	3.5	43.0	-6.4	-34.5	-21.8	-55.6	359.0	94.7	178.4	23.1	-24.9		
(上半期)	706,156	491,864	65,326	33,085	9,703	23,385	32,240	24,980	7,258	0	426,538	401,962	107,110	294,852	24,060	15,345	8,717	514	199,263	153,065	46,198	15,028		
(下半期)	773,965	636,499	137,315	51,094	16,529	34,563	86,221	59,590	26,634	0	499,183	465,262	132,496	332,767	33,901	27,874	6,025	23	119,144	56,788	62,356	18,323		
四 半 期 別	2004年度	Q1	303,688	233,926	22,583	10,915	3,167	7,748	11,669	4,164	7,505	-1	211,342	198,505	33,677	164,828	11,724	2,533	9,191	1,113	60,805	50,682	10,123	8,957
			13.4	-5.7	-52.8	-59.1	219.6	-69.9	-44.7	-39.5	-47.2	—	5.5	8.4	231.4	-4.7	-26.1	-9.6	-29.6	-16.7	603.8	3,626.6	39.1	-18.1
		Q2	327,436	237,281	43,749	13,839	4,778	9,062	29,908	22,240	7,668	1	193,532	182,049	26,955	155,093	11,296	8,626	2,671	188	75,018	57,645	17,373	15,136
			19.3	1.6	-6.6	-25.9	-15.4	-30.4	6.3	51.0	-42.8	-94.4	3.6	9.1	-18.6	16.0	-43.5	-38.9	-54.6	9,300.0	218.4	281.6	105.4	-12.1
	Q3	251,572	196,542	29,856	14,632	2,955	11,677	15,223	7,779	7,445	0	166,686	153,646	51,543	102,102	11,059	6,453	4,607	1,981	44,435	21,551	22,884	10,595	
		18.3	4.8	-28.9	19.4	-14.9	32.9	-48.7	-56.3	-37.2	—	14.6	61.1	1,626.7	10.5	-77.2	-82.5	-60.5	27.2	194.0	286.3	140.0	4.5	
	Q4	469,278	421,701	149,658	24,603	6,159	18,444	125,055	107,210	17,844	0	272,043	241,539	42,984	198,555	29,838	17,129	12,709	666	24,206	9,117	15,090	23,371	
		17.2	23.3	96.9	103.2	98.5	104.8	95.7	106.6	48.7	—	2.3	1.3	18.3	-1.7	7.9	-13.1	60.2	8,225.0	-31.9	-66.6	83.0	2.7	
	2005年度	Q1	289,795	262,045	34,701	21,255	2,907	18,348	13,446	9,551	3,895	0	227,344	215,216	56,330	158,886	12,090	-266	12,356	39	21,191	12,051	9,141	6,558
			-4.6	12.0	53.7	94.7	-8.2	136.8	15.2	129.3	-48.1	—	7.6	8.4	67.3	-3.6	3.1	—	34.5	-96.5	-65.1	-76.2	-9.7	-26.8
		Q2	377,422	337,401	70,509	23,485	7,934	15,551	47,024	24,896	22,128	0	266,892	217,468	41,327	176,140	49,420	38,264	11,154	6	24,885	12,543	12,342	15,137
			15.3	42.2	61.2	69.7	66.1	71.6	57.2	11.9	188.6	—	37.9	19.5	53.3	13.6	337.5	343.6	317.6	-96.8	-66.8	-78.2	-29.0	0.0
	Q3	257,539	210,456	39,112	15,250	5,552	9,699	23,861	10,035	13,826	0	171,343	152,158	28,565	123,593	19,159	12,589	6,569	27	37,742	15,176	22,566	9,341	
		2.4	7.1	31.0	4.2	87.9	-16.9	56.7	29.0	85.7	—	2.8	-1.0	-44.6	21.0	73.2	95.1	42.6	-98.6	-15.1	-29.6	-1.4	-11.8	
	Q4	425,075	331,934	70,794	28,139	5,038	23,101	42,656	37,585	5,071	0	261,140	253,272	41,390	211,881	7,824	4,679	3,145	45	79,744	35,597	44,147	13,397	
		-9.4	-21.3	-52.7	14.4	-18.2	25.2	-65.9	-64.9	-71.6	—	-4.0	4.9	-3.7	6.7	-73.8	-72.7	-75.3	-93.2	229.4	290.4	192.6	-42.7	
2006年度	Q1	279,317	253,042	32,868	17,643	6,383	11,262	15,225	13,323	1,901	0	220,172	205,171	65,904	139,267	14,493	13,144	1,350	508	20,694	13,830	6,864	5,581	
		-3.6	-3.4	-5.3	-17.0	119.6	-38.6	13.2	39.5	-51.2	—	-3.2	-4.7	17.0	-12.3	19.9	—	-89.1	1,202.6	-2.3	14.8	-24.9	-14.9	
	Q2	426,839	238,822	32,458	15,442	3,320	12,123	17,015	11,657	5,357	0	206,366	196,791	41,206	155,585	9,567	2,201	7,367	6	178,569	139,235	39,334	9,447	
		13.1	-29.2	-54.0	-34.2	-58.2	-22.0	-63.8	-53.2	-75.8	—	-22.7	-9.5	-0.3	-11.7	-80.6	-94.2	-34.0	0.0	617.6	1,010.1	218.7	-37.6	
Q3	287,727	266,182	49,943	18,392	4,402	13,991	31,551	21,650	9,901	0	216,239	201,603	57,136	144,467	14,631	9,558	5,073	3	16,165	10,045	6,120	5,380		
	11.7	26.5	27.7	20.6	-20.7	44.3	32.2	115.7	-28.4	—	26.2	32.5	100.0	16.9	-23.6	-24.1	-22.8	-88.9	-57.2	-33.8	-72.9	-42.4		
Q4	486,238	370,317	87,372	32,700	12,128	20,573	54,672	37,941	16,731	0	282,945	263,658	75,359	188,298	19,269	18,314	953	19	102,977	46,742	56,236	12,943		
	14.4	11.6	23.4	16.2	140.7	-10.9	28.2	0.9	229.9	—	8.3	4.1	82.1	-11.1	146.3	291.4	-69.7	-57.8	29.1	31.3	27.4	-3.4		
2007年度	Q1	261,141	207,443	38,716	14,710	4,172	10,538	24,006	18,690	5,316	0	168,727	150,435	27,320	123,116	18,280	16,206	2,074	12	49,180	40,470	8,710	4,518	
		-6.5	-18.0	17.8	-16.6	-34.6	-6.4	57.7	40.3	179.6	—	-23.4	-26.7	-58.5	-11.6	26.1	23.3	53.6	-97.6	137.7	192.6	26.9	-19.0	
Q2	424,152	349,966	34,296	28,423	3,112	25,311	5,873	5,074	798	0	315,669	311,036	26,834	284,202	4,612	4,282	330	21	61,703	2,782	58,921	12,483		
	-0.6	46.5	5.7	84.1	-6.3	108.8	-65.5	-56.5	-85.1	—	53.0	58.1	-34.9	82.7	-51.8	94.5	-95.5	250.0	-65.4	-98.0	49.8	32.1		
07.4~07.9		685,293	557,409	73,012	43,134	7,284	35,850	29,878	23,765	6,114	0	484,397	461,472	54,153	407,318	22,891	20,487	2,404	33	110,883	43,251	67,632	17,001	
		-3.0	13.3	11.8	30.4	-24.9	53.3	-7.3	-4.9	-15.8	—	13.6	14.8	-49.4	38.1	-4.9	33.5	-72.4	-93.6	-44.4	-71.7	46.4	13.1	

※

セグメント別受注推移

単位:百万円



区分	総計	国内計(除住宅)	土木							建築							海外計	土木	建築	住宅		
			土木	民間	製造業	非製造業	官公庁	国の機関	地方の機関	外国公館他	建築	民間	製造業	非製造業	官公庁	国の機関					地方の機関	外国公館他
03.4-03.9	542,089	481,730	94,674	45,364	6,639	38,725	49,241	21,602	27,639	69	387,057	349,870	43,292	306,578	35,848	16,919	18,929	1,338	32,202	16,466	15,736	28,157
04.4-04.9	631,124	471,207	66,332	24,754	7,945	16,810	41,577	26,404	15,173	0	404,874	380,554	60,632	319,921	23,020	11,159	11,862	1,301	135,823	108,327	27,496	24,093
05.4-05.9	667,217	599,446	105,210	44,740	10,841	33,899	60,470	34,447	26,023	0	494,236	432,684	97,657	335,026	61,510	37,998	23,510	45	46,076	24,594	21,483	21,695
06.4-06.9	706,156	491,864	65,326	33,085	9,703	23,385	32,240	24,980	7,258	0	426,538	401,962	107,110	294,852	24,060	15,345	8,717	514	199,263	153,065	46,198	15,028
07.4-07.9	685,293	557,409	73,012	43,134	7,284	35,850	29,878	23,765	6,114	0	484,397	461,472	54,153	407,318	22,891	20,487	2,404	33	110,883	43,251	67,632	17,001

前項より抜粋 (単位/百万円)